

GALLERIA

By Coachmen



Mercedes-Benz



THE ULTIMATE TOURING VEHICLE



NEW 2018 STANDARD FEATURES AND OPTIONS

- ◆ Li₃ Lithium Battery Option
 - 600 AMP Lithionics Lithium battery
 - Operates A/C for 8 hours before a charge is needed
 - The most intelligent Lithium system in the industry
- ◆ Standard 300 AMP Hour AGM Battery with 2,000 W Pure Sine Wave Inverter
 - 2,000 W Pure Sine Wave Inverter powers microwave and all outlets (not A/C)
- ◆ Firefly MultiPlex System
- ◆ Gen Start and Auto Start feature
- ◆ Black chassis available for October production
- ◆ True lay flat memory foam power sofa (Industry first)
- ◆ Re-designed and embroidered front seat covers and mid chairs
- ◆ Custom built high gloss hardwood cabinetry with soft close drawers and doors
- ◆ Re-designed overhead cabinets with increased storage space with felt lined compartments
- ◆ High gloss cherry interior cabinetry décor package
- ◆ Solid surface countertop colors
- ◆ Wood plank vinyl flooring
- ◆ Residential high rise faucet and sink
- ◆ Interior PVC vinyl wall color and texture
- ◆ Multiple USB ports in living area
- ◆ Added mirror, drawer and closet rod in shirt locker
- ◆ Dedicated C-PAP machine outlet and location
- ◆ Towel bars, coat hooks and table leg storage clips
- ◆ R-7 Reflective insulation in roof (R-7 currently in floor)
- ◆ Valance and window sill design
- ◆ Shower miser water saver
- ◆ 360 Siphon black tank vent
- ◆ Hardwood expanding table with cup holders
- ◆ Custom dash overlay
- ◆ One-piece carpet mat



More standard features than any other B-Class on the market today. Comfort and luxury at no extra cost!

GALLERIA

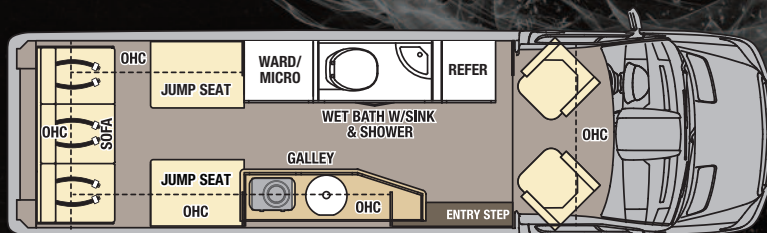


By **Coachmen**

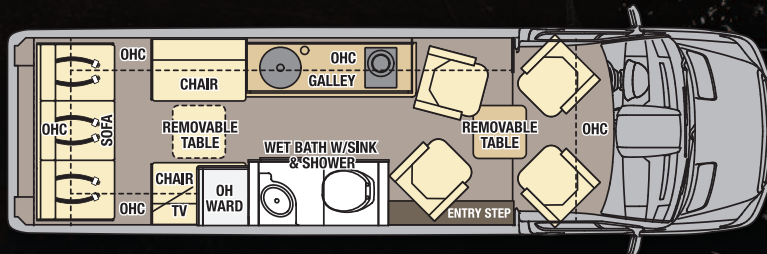
Mercedes-Benz

TOP CHASSIS FEATURES

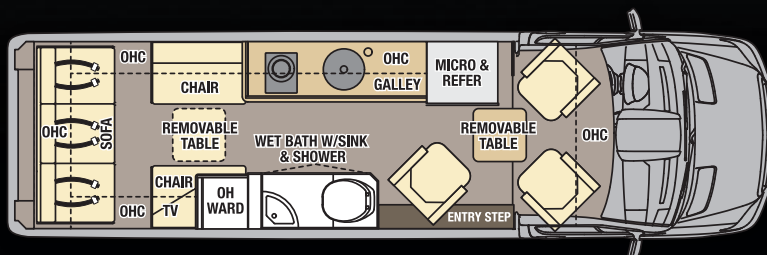
- ◆ Mercedes 3.0L Turbo V6 Diesel
- ◆ 5-Speed Automatic Transmission
- ◆ Blind Spot Monitoring/Lane Assist Sensor
- ◆ ESP – Electronic Stability Program
- ◆ Collision Avoidance Indicator
- ◆ Front Window and Side Airbags
- ◆ High Beam Assist
- ◆ Back-up Camera
- ◆ Heated Side View Mirrors
- ◆ Heated Front Swivel Seats
- ◆ Multi-function Steering Wheel
- ◆ Xenon Head Lamps and Fog Lamps
- ◆ Head Lamp Washer
- ◆ 5,000 Lb. Tow Hitch with 7-Pin Wiring Connector
- ◆ Optional Aftermarket Remote Start



24FL – Power Sofa with Double Captains Chairs



24Q – Power Sofa with Quad Captains Chairs



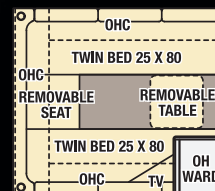
24T – Power Sofa with Triple Captains Chairs

MODEL	24FL	24Q	24T
Chassis	Mercedes 3500 Ext	Mercedes 3500 Ext	Mercedes 3500 Ext
Engine	V-6 3.0L	V-6 3.0L	V-6 3.0L
Horse Power	188	188	188
Torque	325	325	325
Wheel Base	170"	170"	170"
GVWR (lbs.)	11,030	11,030	11,030
GCWR (lbs.)	15,250	15,250	15,250
UVW (lbs.)	TBD	8,935	8,882
CCC (lbs.)	TBD	2,095	2,148
Interior Height	6' 2"	6' 2"	6' 2"
Exterior Width	6' 11"	6' 11"	6' 11"
Exterior Height (w/AC)	9' 9"	9' 9"	9' 9"
Exterior Length	24' 3"	24' 3"	24' 3"
Tow Capacity (lbs.)	5,000	5,000	5,000
Hitch Weight (lbs.)	500	500	500
Fuel Capacity (gal.)	24.5	24.5	24.5
LP Capacity (lbs.)	40	40	40
Fresh Water (gal.)	30	30	30
Grey Water (gal.)	22	22	22
Black Water (gal.)	12	12	12
Awning	13' 1"	13' 1"	13' 1"

EXTERIOR COLORS



Black Brilliant Silver Arctic White



Optional U-lounge converts to either twin beds or a king size bed.

GVWR (Gross Vehicle Weight Rating) - is the maximum permissible weight of the unit when fully loaded. It includes all weights, inclusive of all fluids, occupants, cargo, optional equipment and accessories. For safety and product performance do NOT exceed the GVWR.

GCWR (Gross Combined Weight Rating) - is the maximum permissible loaded weight of your motor home and any towed trailer or towed vehicle. Actual GCWR of this vehicle may be limited by the sum of the GVWR and the installed hitch receiver maximum capacity rating; see hitch rating label for detail.

GAWR (Gross Axle Weight Rating) - is the maximum permissible weight, including cargo, fluids, optional equipment and accessories that can be safely supported by each axle.

UVW (Unloaded Vehicle Weight)* - is the typical weight of the unit as manufactured at the factory. It includes all weight at the unit's axle(s), including full fuel, all fluids and LP Gas. The UVW does not include cargo, fresh potable water, additional optional equipment or dealer installed accessories.

*Estimated Average based on standard build optional equipment.

CCC (Cargo Carrying Capacity)** - is the amount of weight available for fresh potable water, cargo, passengers, additional optional equipment and accessories. CCC is equal to GVWR minus UVW. Available CCC should accommodate fresh potable water (8.3 lbs per gallon). Before filling the fresh water tank, empty the black and gray tanks to provide for more cargo capacity.

**Estimated average based on standard build optional equipment.

Each Forest River RV is weighed at the manufacturing facility prior to shipping. A label identifying the unloaded vehicle weight of the actual unit and the cargo carrying capacity is applied to every Forest River RV prior to leaving our facilities.

The load capacity of your unit is designated by weight, not by volume, so you cannot necessarily use all available space when loading your unit. Actual towing capacity is dependent upon your particular loading and towing circumstances, which includes the GVWR, GAWR and GCWR as well as adequate trailer brakes. Please refer to the Operator's Manual of your vehicle for further towing information. All information contained in this brochure is believed to be accurate at the time of publication.

However, during the model year, it may be necessary to make revisions and Forest River, Inc., reserves the right to make all such changes without notice, including prices, colors, materials, equipment and specifications as well as the addition of new models and the discontinuation of models shown in this brochure. Therefore, please consult with your Forest River dealer and confirm the existence of any materials, design or specifications that are material to your purchase decision. ©2017 Galleria by Coachmen, a Division of Forest River, Inc., a Berkshire Hathaway company. All Rights Reserved. 9/17



To learn more about Coachmen RV and our products, and see how Coachmen is making the easy life easier, contact us today.
423 N. Main Street ♦ P.O. Box 30 ♦ Middlebury, IN 46540
(800) 353-7383 ♦ www.coachmenrv.com/galleria [fb.me/coachmenrv](https://www.facebook.com/coachmenrv)



Learn More
Scan this barcode using a QR Reader on your smart phone to learn more about Forest River.

